





Factory Five Racing, Inc.


Part Number: 15504	Revision: A	Effective Date: 6/4/12	By: J. INGERSLEV
Document Type (indicate):	<input type="radio"/> Bill of Material	<input type="radio"/> Drawing (may be attached)	<input type="radio"/> Specification
	<input type="checkbox"/> Assembly Instructions	<input type="radio"/> Operating Procedure	<input type="radio"/> Other

Coyote Headers

Installation Instructions

 15mm, 17mm sockets, 15mm wrench

 Coyote headers

 **The threads in the heads for the headers changed a couple times during production. Be careful when installing the headers bolts so the threads are not ruined. After removing the headers studs, compare the thread to the new header bolts.**

Production header bolt change dates:

From 3-22-10 to 9-8-10 M10 x 1.50 Coarse

From 9-8-10 to 1-18-11 M10 x 1.25 Fine

From 1-18-11 M10 x 1.50 Coarse

FFR supplies the course bolts only. If the fine thread bolts are needed, the specifications you require when you purchase the bolts are: M10 x 1.25mm x 25mm long grade 8.8 hex head bolt

Attach the headers to the engine by inserting and tighten all of the bolts by hand before tightening any with a wrench.

Hot Rod

